

T/1000000918

(Requestor's Name)

(Address)

(Address)

(City/State/Zip/Phone #)

☐ PICK-UP

☐ WAIT

☐ MAIL


(Business Entity Name)

(Document Number)

Certified Copies \_\_\_\_\_ Certificates of Status \_\_\_\_\_

Special Instructions to Filing Officer:

Office Use Only



700284689847

T/1-918

Renewal

700284689847  
04/19/16--01019--013 \*\*87.50

FILED  
16 JUN 30 AM 10:44  
CLERK OF STATE  
TALLAHASSEE, FLORIDA

JUL 1 - 2016

N. CAUSSEAU

## COVER LETTER

**TO:** Registration Section  
Division of Corporations

**SUBJECT:** CITY NATIONAL BANK OF FLORIDA and design of three identical shaded polygons interconnecting and overlapping

(Name of Mark Registered)

Dear Sir or Madam:

The enclosed Mark Renewal Application, specimen and fee(s) are submitted for filing.

Please return all correspondence concerning this matter to the following:

Michael I. Santucci, Esq.

(Name of Person)

Santucci Priore, P.L.

(Firm/Company)

200 South Andrews Avenue, Suite 100

(Address)

Fort Lauderdale, Florida 33301

(City/State and Zip Code)

For further information concerning this matter, please call:

Katie Charron

at ( 954 ) 351-7474

(Name of Person)

(Area Code & Daytime Telephone Number)

**STREET/COURIER ADDRESS:**

Registration Section  
Division of Corporations  
Clifton Building  
2661 Executive Center Circle  
Tallahassee, Florida 32301

**MAILING ADDRESS:**

Registration Section  
Division of Corporations  
P.O. Box 6327  
Tallahassee, Florida 32314

**FILING FEE: \$87.50 per class**

**CERTIFICATE OF RENEWAL: \$ 8.75 (OPTIONAL)**

**(NOTE:** The information contained in this cover letter will be included in the permanent record and will be available to the general public.)



FLORIDA DEPARTMENT OF STATE  
Division of Corporations

April 20, 2016

MICHAEL I. SANTUCCI, ESQUIRE  
SANTUCCI PRIORE, P.L.  
200 SOUTH ANDREWS AVENUE, SUITE 100  
FT. LAUDERDALE, FL 33301

SUBJECT: CITY NATIONAL BANK OF FLORIDA AND DESIGN OF THREE  
IDENTICAL SHADED POLYGONS INTERCONNECTING AND OVERLAPPING  
Ref. Number: T11000000918

We have received your document for CITY NATIONAL BANK OF FLORIDA AND  
DESIGN OF THREE IDENTICAL SHADED POLYGONS INTERCONNECTING  
AND OVERLAPPING and your check(s) totaling \$87.50. However, the enclosed  
document has not been filed and is being returned for the following correction(s):

Our records indicate the owner of mark as CITY NATIONAL BANK OF  
FLORIDA, please insert the entity name in the field TYPED OR PRINTED NAME  
OF OWNER on the renewal form.

Each of the renewals must be signed by an officer of the Bank or the attorney  
must sign as "ATTORNEY IN FACT." The banks name should be in the section  
where you have "MICHAEL I. SANTUCCI, ESQ."

Pursuant to s. 495.035(5), F.S., this application will be considered abandoned if  
the applicant fails to reply or resubmit the corrected/amended application within  
three months from date of this letter.

If you have any questions concerning the filing of your document, please call  
(850) 245-6051.

Nanette Causseaux  
Regulatory Specialist II Supervisor

Letter Number: 916A00008110

---

# SANTUCCI PRIORE, P.L.

---

INTELLECTUAL PROPERTY • BUSINESS LAW • CIVIL LITIGATION

Museum Plaza, 200 South Andrews Avenue

Suite 100, Fort Lauderdale, Florida 33301

Tel: 954.351.7474 Fax: 954.351.7475

[www.500law.com](http://www.500law.com)

June 22, 2016

Florida Department of State  
Division of Corporations  
P.O. Box 6327  
Tallahassee, FL 32314

*Re: TM: OFFICE DEPOSIT – T06000000815*  
*TM: DESIGN OF THREE IDENTICAL... - T11000000910*  
*TM: OFFICE DEPOSIT FROM YOUR OFFICE...- T06000000814*  
*TM: CITY NATIONAL BANK...- T11000000918*

---

Good afternoon,

Attached please find the revised renewal forms with regards to the above trademarks, pursuant to the enclosed letters.

Thank you for your attention to this matter.

Sincerely,

SANTUCCI PRIORE, P.L.

By: /Katie Charron/  
Katie Charron, Paralegal  
For the Firm

Enclosures

## MARK RENEWAL APPLICATION

Name and Mailing Address of Owner:

City National Bank of Florida

25 West Flagler Street

Miami, Florida 33130

Return To: Division of Corporations

P.O. Box 6327

Tallahassee, FL 32344

FILED  
JUN 30 AM 10:11  
TALLAHASSEE, FLORIDA

- 1) Mark Registered: CITY NATIONAL BANK OF FLORIDA and design of three identical shaded polygons interconnecting and overlapping
- 2) Registration Number: T11000000918
- 3) Date Filed: 09/21/2011 4.) Renewal Date: 09/21/2016 5.) Class(es) Filed: 036

- 6) Renewal statement pursuant to section 495.071, Florida Statutes. Below you must state the mark is still in use in Florida or state the reason for its nonuse is not due to any intention to abandon the mark.

The mark is still in use in Florida.

- 7) If the mark is still in use, a specimen showing actual use of the mark is included with this application.

- 8) If applicant is a business entity, enter the state of incorporation/formation/organization: Florida

City National Bank of Florida

Typed or Printed Name of Owner

Owner's Signature or Authorized Person's Signature

*as Attorney in fact*

STATE OF FLORIDA

COUNTY OF BROWARD

Sworn to and subscribed before me on this 22nd day of June, 2016 Michael I. Santucci

(Name of Individual Signing)

☒ who is personally known to me ☐ whose identity I proved on the basis of \_\_\_\_\_

(Seal)

Notary Public's Signature


Dorothy K. Charron

Notary Public's Printed Name

Fee: \$87.50 Per Class

Certificate of Renewal : \$8.75

CR2E005 (1/11)



# Positive Pay

## Quick Reference Guide

### INTRODUCTION

For the purpose of Positive Pay file transmission, City National Bank offers a secure website, known as the Positive Pay System Access, which allows you to submit files for processing. The instructions below will explain the simple steps necessary to review the exception items generated and make pay or return decisions.

### Naming Upload Files

The name used for your file is very important to ensure your items are entered into our system. All files uploaded must include the company code assigned by City National Bank and be named as follows "PMMDDYYNNNN##.txt"...


- Each File name should begin with the letter "P" to indicate a Positive Pay file.
- MMDDYY represents the two digit month, two digit day and two digit year of information within the file
- NNNN represents your organization's unique company code used to login to the Positive Pay system
- ## Optional discretionary unique identifier for the file
- ".txt" indicates a text formatted file which should be used for all incoming data files.

If you have any questions while reviewing the guide or with the Positive Pay process, please contact Treasury Management at 305-349-5465 or [tmsupport@citynational.com](mailto:tmsupport@citynational.com).

### File Upload Process

Below you will find step-by-step instructions with the actual screen snap shot of what you can expect to see while accessing the Positive Pay System.

1. Go to [www.citynational.com](http://www.citynational.com) and click on Cash Management, next click on Log-Ins and Positive Pay
2. This screen should appear asking for the "User name". Please enter the Username as shown below:



ERAS PositivePay

Version 5.12

3. After entering the correct information select "Validate User".

4. This will bring you to the opening page and the option to select the box if you share your computer or not by clicking **Next**. There will be three security questions to confirm your identity (see below). Once confirmed, you will be asked to enter your password.

☒ **Unconfirmed Identity:** Sorry the device you are attempting to connect from wasn't recognized. Please answer the following questions so we may confirm your identity.

☒ **New Device:** If you would like to trust this device for future sessions please select the "Always trust this computer" checkbox and provide a name for this device profile.

### Identity Confirmation

What is your pets name?

What city were you born in?

What is your mothers maiden name?

### Upload File

When sending a Positive Pay file to City National Bank for processing, use the following procedures.

1. Select Upload Register from the drop down menu of **Go to**.
2. This page allows you to upload your register file to our servers.
3. Once uploaded, it will be processed and available for viewing online. This process takes a few minutes.

**City National Bank**

**Account Page**

**Welcome to Positive Pay**

User: Juan Carlos

July 13, 2011

Please remember, all decisions must be made before 2:00 PM

Please contact **305-349-5465** for all customer service related issues

**Navigation**

- Exception Items
- Matched Items
- Issued Checks
- Search All Items
- Enter Issued Checks
- Upload Register**
- Load Verify
- Decision History
- Records
- Administration Options
- User Logout
- User Account Options
- Home
- User Profile
- Update Password
- Logout

**City National Bank**

**Upload Register**

**Hello Juan Carlos Torres**

This page allows you to upload your register file to our servers. Once uploaded, it will be processed and available for viewing online. This process takes a few minutes.

Hit the **[Browse]** button to find the file on your computer.

**Browse**

Enter user password.

**Upload File**

NOTE: Please be patient, you will be notified when the file upload is complete.

## Delivery Confirmation

Once a Positive Pay file is uploaded for processing, confirmation can be verified by clicking on **Load Verify** (you may need to allow a few minutes before notification is shown)(see below).

**City National Bank**

**Load Verify**

**Juan Carlos Torres**

This page provides a view into the upload register log. It displays the dates and times uploaded registers were processed against your accounts, the accounts affected, the number of records added (by account), the filename, and the user who uploaded the file. (NOTE: The same filename may appear multiple times, indicating each account affected by it contents)

Account:  **Search**

Start Date:  End Date:

Date Loaded	Filename	Records	Uploaded By
7/13/2011 2:06:32 PM	jtorres-TP07132011CNBJC.txt (1)	1	Juan Carlos Tor



If your file is formatted improperly or has any other problems, you will be notified by e-mail of any exceptions.

From: tmsCash Management Data [mailto:CMData@CityNational.com]  
 Sent: Thursday, June 09, 2011 8:30 AM  
 To: : CMData@CityNational.com  
 Subject: Important message from CNB

Dear Positive Pay Customer:

- You have exception(s) today:

Account has Exception(s).

Any exceptions can be viewed on the website at <https://pospay.citynational.com>. Please remember the deadline for decisions on exception items is 2 P you have any questions please contact us at 305-349-5465.

## Reviewing Exception Items

To review Positive Pay issued and exception items and to access reports of activity, you will access Go to from the Account Page

1. This will bring you to the opening page where you can use the navigation option in the top right corner to search for exception items, issued items or various reports within the system (see below).

2. After retrieving information you can click on the item shown in gray to view the actual check if the item has cleared the bank. This will work for both Matched items and Exception items. You can choose to pay or return the item in the top right corner before the cutoff time of 2:00 pm EST.

This concludes the review process. If you have any questions regarding Positive Pay, please contact Treasury Management at 305-349-5465 or [tmsupport@citynational.com](mailto:tmsupport@citynational.com)