

PA100006363

(Requestor's Name)

(Address)

(Address)

(City/State/Zip/Phone #)

☐ PICK-UP

☐ WAIT

☐ MAIL

(Business Entity Name)


(Document Number)

Certified Copies _____ Certificates of Status _____

Special Instructions to Filing Officer:

Office Use Only

Lsc 7/9/21



000368254460

000368254460 --000 4468.80

2021 JUL 21 11 59:19
PA 100006363

COVER LETTER

TO: New Filing Section
Division of Corporations

SUBJECT: WESLEY VALVE CO., INC.
Name of Resulting Florida Profit Corporation

The enclosed Articles of Conversion, Articles of Incorporation, and fees are submitted to convert the following eligible entity into a "Florida Profit Corporation" in accordance with ss. 607.11933 & 607.0202, F.S.

Please return all correspondence concerning this matter to:

JEFF WESLEY
Contact Person

WESLEY VALVE CO., INC.
Firm/Company

4938 S. ATLANTA RD STE 100
Address

ATLANTA, GA 30339
City, State and Zip Code

JEFF@WESLEYVALVE.COM
E-mail address: (to be used for future annual report notification)

For further information concerning this matter, please call:

JEFF WESLEY at (404) 351-8744
Name of Contact Person Area Code and Daytime Telephone Number

Enclosed is a check for the following amount:

☐ \$105.00 Filing Fees ☐ \$113.75 Filing Fees ☐ \$113.75 Filing Fees ☒ \$122.50 Filing Fees,
and Certificate of Status and Certified Copy Certified Copy, and
Certificate of Status

Mailing Address:

New Filing Section
Division of Corporations
P.O. Box 6327
Tallahassee, FL 32314

Street Address:

New Filing Section
Division of Corporations
The Centre of Tallahassee
2415 N. Monroe Street, Suite 810
Tallahassee, FL 32303

Articles of Conversion
For
Converting Eligible Entity
Into
Florida Profit Corporation

The Articles of Conversion and attached Articles of Incorporation are submitted to convert the following **eligible business entity into a Florida Profit Corporation** in accordance with ss. 607.11933 & 607.0202, Florida Statutes.

1. The name of the Converting Entity immediately prior to the filing of the Articles of Conversion is:

WESLEY VALVE CO., INC

Enter Name of the Converting Entity

2. The converting entity is a S CORPORATION

(Enter entity type. Example: limited liability company, limited partnership, general partnership, common law or business trust, etc.)

first organized, formed or incorporated under the laws of GEORGIA

(Enter state, or if a non-U.S. entity, the name of the country)

on JANUARY 1, 1999

Enter date "Converting Entity" was first organized, formed or incorporated.

3. The name of the Florida Profit Corporation as set forth in the attached Articles of Incorporation:

WESLEY VALVE CO., INC

Enter Name of Florida Profit Corporation

4. This conversion was approved by the eligible converting entity in accordance with this chapter and the laws of its current/organic jurisdiction.

5. If not effective on the date of filing, enter the effective date: _____.

(The effective date: Cannot be prior to nor more than 90 days after the date this document is filed by the Florida Department of State.)


Note: If the date inserted in this block does not meet the applicable statutory filing requirements, this date will not be listed as the document's effective date on the Department of State's records.

2021 JUN 21 11:51:15
Filing


Signed this _____ day of _____, 20_____.

Required Signature for Florida Profit Corporation:

Signature of Director, Officer, or, if Directors or Officers have not been selected, an Incorporator:


Printed Name: JEFF WESLEY Title: PRESIDENT

Required Signature(s) on behalf of Converting Florida partnerships, limited partnerships, and limited liability companies: [See below for required signature(s).]

Signature: 
Printed Name: JEFF WESLEY Title: PRESIDENT

Signature: _____

Printed Name: _____ Title: _____

Signature: _____

Printed Name: _____ Title: _____

Signature: _____

Printed Name: _____ Title: _____

Signature: _____

Printed Name: _____ Title: _____

Signature: _____

Printed Name: _____ Title: _____

If Florida General Partnership or Limited Liability Partnership:

Signature of one General Partner.

If Florida Limited Partnership or Limited Liability Limited Partnership:

Signatures of ALL General Partners.

If Florida Limited Liability Company:

Signature of a Member or Authorized Representative.

All others:

Signature of an authorized person.

Fees:

Articles of Conversion:	\$35.00
Fees for Florida Articles of Incorporation:	\$70.00
Certified Copy:	\$8.75 (Optional)
Certificate of Status:	\$8.75 (Optional)

2021 JUN 21 11:05 AM

2021 JUN 21 11:05 AM

1-19



Escambia County Building Inspections Division
3363 West Park Place
Pensacola, FL 32505
Telephone: (850) 595-3550 Facsimile (850) 595-3575
INTERACTIVE VOICE RESPONSE (IVR): (850) 471-6640
On the Web: www.myescambia.com

CHANGE OF OCCUPANCY/USE GUIDELINES

The State of Florida requires a new Certificate of Occupancy to be issued when an existing building changes its use or occupancy type. All Changes in Occupancy or Use types requires you complete a Building Permit Application and receive a Change of Occupancy Permit even if no alterations are being done. Following issuance of the Change of Occupancy Permit, a Building and Fire Safety Inspection will be necessary prior to issuance of a New Certificate of Occupancy.

If there is a change in the occupancy classification or use, as defined in the Florida Building Code, the proposed building or space shall be made to comply with all current codes including accessibility provisions. [Ref: Florida Existing Building Code 305 State Fire Codes NFPA 1, NFPA 101]

Examples of changes of building uses and occupancies:

Print shop (business) to retail store (mercantile) or House (Residential) to daycare (institutional)

The following Building Occupancy or Use Classifications Require Signed and Sealed Drawings
A (Assembly) F (Factory) E (Educational) R (Residential) I (Institutional) H (Hazardous)

These requirements are applicable to a Change of Occupancy/ Use:

1. Planning and Zoning must confirm that your new proposed change for the building or space is approved for the type of business use.
2. A permit application must be completed along with design drawings showing current floor plan.
3. This initial Change of Occupancy permit may eventually require additional permits to make modifications to the space in order to comply with the current codes.
4. After the permit is issued, an inspection of the property by BID and Fire Safety must be requested by the owner or owners' representative. If the inspections reveal deficiencies or code violations, they must be corrected before the new Certificate of Occupancy will be issued.
5. Signs require a separate permit application.
6. Any remodeling or renovations require a separate permit application.
7. An electrical permit or a plumbing permit may be required to bring the electrical and/or plumbing up to code. These permits must be obtained by a State of Florida licensed contractor in those fields.
8. Changes of Occupancy may result in handicapped accessibility requirements related to entrances, accessible route to altered areas, at least one accessible restroom for each sex, accessible telephones and drinking fountains, and when possible, accessible parking.
9. Fire Safety Inspections must be called in prior to calling for the Building Inspection. Building Inspections should be scheduled for the following day. All inspections can be made by calling the IVR at (850) 471-6640.
10. All violations/corrections shall be corrected prior to re-inspection or issuance of Certificate of Occupancy.

POLICY/PROCEDURE:

In granting a Change of Occupancy Permit, the following steps indicate the sequence of approvals before a new Certificate of Occupancy can be issued:

1. Land Use Verification Compliance
2. Change of Occupancy /Use Permit
3. Fire Safety Field Inspection
4. Building Field Inspection.

WHEN THE ABOVE IS COMPLETED AND THE BUILDING SPACE IS READY TO BE OCCUPIED BY THE NEW TENANT, CALL THE IVR (850) 471-6640 FOR CHANGE OF OCCUPANCY INSPECTIONS. NO OCCUPANCY MAY OCCUR UNTIL AFTER THE INSPECTION IS COMPLETE AND THE BUILDING IS IN COMPLIANCE.

**ARTICLES OF INCORPORATION
FOR RESULTING FLORIDA PROFIT CORPORATION**
In compliance with Chapter 607 and/or Chapter 621, F.S. (Profit)

ARTICLE I NAME

The name of the corporation shall be: WESLEY VALVE CO., INC.

ARTICLE II PRINCIPAL OFFICE

The principal place of business/mailing address is:

Principal street address

Mailing address, if different is:

3229 NORTH L STREET
PENSACOLA, FL 32505

ARTICLE III PURPOSE

The purpose for which the corporation is organized is:

WHOLESALE AND ASSEMBLY OF CONTROL
VALVES FOR THE HVAC INDUSTRY (COMMERCIAL)

ARTICLE IV SHARES

The number of shares of stock is: 500

ARTICLE V OFFICERS AND/OR DIRECTORS

Name and Title: JEFF WESLEY PRES Name and Title: _____

Address: 900 FT PICKENS RD #212 Address: _____
PENSACOLA BEACH, FL 32561

Name and Title: _____ Name and Title: _____

Address: _____ Address: _____

Name and Title: _____ Name and Title: _____

Address: _____ Address: _____


ARTICLE VI REGISTERED AGENT

The name and Florida street address (P.O. Box NOT acceptable) of the registered agent is:

Name: JEFF WESLEY

Address: 900 FT. PICKENS RD #212
PENSACOLA BEACH, FL 32561

Having been named as registered agent to accept service of process for the above stated corporation at the place designated in this certificate, I am familiar with and accept the appointment as registered agent and agree to act in this capacity


Required Signature/Registered Agent

6/17/2021
Date

2021 JUN 21 4 38 PM
FBI