

41112

L21000 120680

(Requestor's Name)

(Address)

(Address)

(City/State/Zip/Phone #)

☐ PICK-UP

☐ WAIT

☐ MAIL

(Business Entity Name)


(Document Number)

Certified Copies _____ Certificates of Status _____

Special Instructions to Filing Officer:

Office Use Only

Ill
3/24/21



600360504526

02/25/21--01007--004 **150.00

411120680

2021 FEB 25 AM 11:02

411120680

3

COVER LETTER

TO: New Filing Section
Division of Corporations

SUBJECT: Kitchen Cabinets ONline LLC

(Name of Resulting Florida Limited Company)

The enclosed Articles of Conversion, Articles of Organization, and fees are submitted to convert an "Other Business Entity" into a "Florida Limited Liability Company" in accordance with s. 605.1045, F.S.

Please return all correspondence concerning this matter to:

Julie Cross

(Contact Person)

Sparks Law, LLC

(Firm/Company)

11877 Douglas Road, Suite 102-210

(Address)

Johns Creek, Georgia 30005

(City, State and Zip Code)

office@sparkslawpractice.com AND jcross@sparkslawpractice.com

E-mail Address: (to be used for future annual report notifications)

For further information concerning this matter, please call:

Julie Cross

at (470) 268.5234

(Name of Contact Person)

(Area Code)

(Daytime Telephone Number)

Enclosed is a check for the following amount: (All checks processed by this office must be payable in US dollars and drawn on a bank located in the United States)

☒ \$150.00 Filing Fees
(\$25 for Conversion
& \$125 for Articles
of Organization)

☐ \$155.00 Filing Fees
and Certificate of
Status

☐ \$180.00 Filing Fees
and Certified Copy

☐ \$185.00 Filing Fees,
Certified Copy, and
Certificate of Status

Mailing Address:

New Filing Section
Division of Corporations
P.O. Box 6327
Tallahassee, FL 32314

Street Address:

New Filing Section
Division of Corporations
The Centre of Tallahassee
2415 N. Monroe Street, Suite 810
Tallahassee, FL 32303

2021 FEB 25 16:11:02
AIR MAIL
U.S. MAIL

Articles of Conversion
For
"Other Business Entity"
Into
Florida Limited Liability Company

The Articles of Conversion **and attached Articles of Organization** are submitted to convert the following **"Other Business Entity" into a Florida Limited Liability Company** in accordance with s.605.1045, Florida Statutes.

1. The name of the "Other Business Entity" immediately prior to the filing of the Articles of Conversion is:
Kitchen Cabinets Online LLC

(Enter Name of Other Business Entity)

2. The "Other Business Entity" is a Foreign LLC
(Enter entity type. Example: corporation, limited partnership, general partnership, common law or business trust, etc.)

First organized, formed or incorporated under the laws of New York
(Enter state, or if a non-U.S. entity, the name of the country)

on NY - 12/1/2009; FL 1/11/2021
(date of organization, formation or incorporation)

3. The name of the Florida Limited Liability Company as set forth in the **attached Articles of Organization**:
Kitchen Cabinets Online LLC

(Enter Name of Florida Limited Liability Company)

4. If not effective on the date of filing, enter the effective date:_____

(The effective date: Cannot be prior to date of receipt or filed date nor more than 90 calendar days after the date this document is filed by the Florida Department of State.)

Note: If the date inserted in this block does not meet the applicable statutory filing requirements, this date will not be listed as the document's effective date on the Department of State's records.

5. The plan of conversion has been approved in accordance with all applicable statutes.

6. The "Converted or Other Business Entity" has agreed to pay any members having appraisal rights the amount to which such members are entitled under ss. 605.1006 and 605.1061-605.1072, F.S.

2021 FEB 25 PM 11:02
FILED
CLERK OF THE COURT
JUDICIAL CIRCUIT IN AND FOR
THE NINTH JUDICIAL CIRCUIT
TALLAHASSEE, FLORIDA

igned this 18 day of Feb 20 21

Signature of Authorized Representative of Limited Liability Company:

Signature of Authorized Representative: Anthony Saladino
Printed Name: Anthony Saladino Title: CEO

Signature(s) on behalf of Other Business Entity: [See below for required signature(s)]

Signature: Anthony Saladino
Printed Name: Anthony Saladino Title: CEO

Signature: _____
Printed Name: _____ Title: _____

Signature: _____
Printed Name: _____ Title: _____

Signature: _____
Printed Name: _____ Title: _____

Signature: _____
Printed Name: _____ Title: _____

Signature: _____
Printed Name: _____ Title: _____

If Florida Corporation:

Signature of Chairman, Vice Chairman, Director, or Officer.

If Directors or Officers have not been selected, an Incorporator must sign.

If Florida General Partnership or Limited Liability Partnership:

Signature of one General Partner.

If Florida Limited Partnership or Limited Liability Limited Partnership:

Signatures of ALL General Partners.

All others:

Signature of an authorized person.

Fees:

Articles of Conversion:	\$25.00
Fees for Florida Articles of Organization:	\$125.00
Certified Copy:	\$30.00 (Optional)
Certificate of Status:	\$5.00 (Optional)

2021 FEB 25 AM 11:02

ARTICLES OF ORGANIZATION FOR FLORIDA LIMITED LIABILITY COMPANY

ARTICLE I - Name:

The name of the Limited Liability Company is:

Kitchen Cabinets Online LLC

(Must contain the words "Limited Liability Company," "L.L.C.," or "LLC.")

ARTICLE II - Address:

The mailing address and street address of the principal office of the Limited Liability Company is:

Principal Office Address:

501 Eldorado Lane, Delray Beach, FL 33444

Mailing Address:

501 Eldorado Lane, Delray Beach, FL 3

ARTICLE III - Registered Agent, Registered Office, & Registered Agent's Signatures

(The Limited Liability Company cannot serve as its own Registered Agent. You must designate an individual or another business entity with an active Florida registration.)

The name and the Florida street address of the registered agent are:

Anthony Saladino

Name

501 Eldorado Lane

Florida street address (P.O. Box **NOT** acceptable)


Delray Beach

FL 33444

City

Zip

Having been named as registered agent and to accept service of process for the above stated limited liability company at the place designated in this certificate, I hereby accept the appointment as registered agent and agree to act in this capacity. I further agree to comply with the provisions of all statutes relating to the proper and complete performance of my duties, and I am familiar with and accept the obligations of my position as registered agent as provided for in Chapter 605, F.S..



Registered Agent's Signature (REQUIRED)

(CONTINUED)

ARTICLE IV-

The name and address of each person authorized to manage and control the Limited Liability Company:

Title:

"AMBR" = Authorized Member

"MGR" = Manager

MGR

Name and Address:

Anthony Saladino


501 Eldorado Lane

Delray Beach, FL 33444

(Use attachment if necessary)

ARTICLE V: Other provisions, if any.

REQUIRED SIGNATURE:



Signature of a member or an authorized representative of a member

This document is executed in accordance with section 605.0203 (1) (b), Florida Statutes. I am aware that any false information submitted in a document to the Department of State constitutes a third degree felony as provided for in s.817.155, F.S.

Anthony Saladino

Typed or printed name of signee

Filing Fees

\$125.00 Filing Fee for Articles of Organization and Designation of Registered Agent

\$ 30.00 Certified Copy (Optional)

\$ 5.00 Certificate of Status (Optional)

Return Shipment Instructions



Return Shipment Instructions

1. Place the shipping label on the container's most visible side away from seams.

2. Ship your package one of three ways

- Use your regular scheduled pickup.
- Drop off at FedEx. Find your closest location at fedex.com/locate or by calling 1 800 GoFedEx 1 800 463 3339
- Schedule a pickup. No account number required but label information may be needed. Go to fedex.com/returnpickup for FedEx Ground labels with "G" or "PRP" or call 1 800 GoFedEx 1 800 463.3339 and say:
 - o "Return Manager" or "PRP" for FedEx Ground labels with "G" or "PRP"
 - o "Express Return" for FedEx Express labels with "E" or "Biltable Stamp"

Prepare Your Package With Care.

- Use an appropriate container, cushioning materials and at least three strips of packing tape.
- If reusing packaging, remove or black out old shipping labels including their barcode(s)

Special Instructions from the merchant

Please return a filed/Acknowledged copy