

D07000000015

(Requestor's Name)

(Address)

(Address)

(City/State/Zip/Phone #)

PICK-UP WAIT MAIL

(Business Entity Name)

(Document Number)

Certified Copies _____ Certificates of Status _____

Special Instructions to Filing Officer:

Office Use Only



100341591771

03/03/20--01026--013 ++35.00

FILED
2020 MAR -3 PM 3:57
ALBRITTON

Dec Trust
Amend

MAR 23 2020
ALBRITTON



CSC - WILMINGTON
251 Little Falls Drive
Wilmington De 19808

800-927-9800
302-636-5454 FAX

To: REGISTRATION SECTION DIVISION OF CORPORATIONS

From: Ami Casper ami.casper@cscglobal.com

Date: February 28, 2020

Order#: 148234-371

Re: PUBLIC STORAGE

Enclosed please find:

Change of Registered Agent and Office.
 Check in the amount of \$35.

Please take the following action:

File in your office on a routine basis.
 Issue Proof of Filing.
 Please return evidence to the following:

Attn: Ami Casper
c/o Corporation Service Company
251 Little Falls Drive
Wilmington, DE 19808

Return envelope is also enclosed for your convenience.

Thank you for your assistance in this matter. If there are any problems or questions with this filing, please call our office.

QUCA.XCOA

**APPLICATION BY FOREIGN STATUTORY TRUST
TO FILE AMENDMENT TO
AFFIDAVIT TO THE FLORIDA SECRETARY OF STATE
TO FILE OR QUALIFY
(Pursuant to s. 609.02, F.S.)**

SECTION I

Name of Statutory Trust: **PUBLIC STORAGE**
Organized under Laws of: Maryland
Date Authorized to do business in Florida: June 27, 2007
Document Number: D07000000015

FILED
2020 MAR -3 PM 3:51
Notary Public

SECTION II

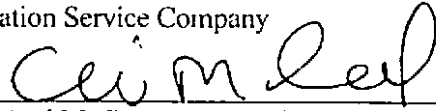
Paragraphs 3 and 4 of the Affidavit to File or Qualify are hereby amended to read as follows:

3. The registered agent and street address in the State of Florida is:

Corporation Service Company
1201 Hays Street
Tallahassee, FL 32301


4. Acceptance by registered agent. Having been named as registered agent to accept service of process for the above named Statutory Trust at the address designated in this affidavit, the undersigned accepts appointment and agrees to act in this capacity.

Corporation Service Company

By: 
Ami M. Casper, Asst. Vice President

The undersigned, the Trustee of the Statutory Trust, affirms under the penalties of perjury that the facts stated herein are true this 27th day of February, 2020.

PUBLIC STORAGE,
A Maryland real estate investment trust

By: 
Name: Ronald L. Havner, Jr.
Title: Trustee

Subscribed and sworn before me this _____ day of _____, 2020

see attached certificate
Notary Public

JURAT

A notary public or other officer completing this certificate verifies only the identity of the individual who signed the document to which this certificate is attached, and not the truthfulness, accuracy, or validity of that document.

State of California


County of Los Angeles

Subscribed and sworn to (or affirmed) before me on this 27th day of February,

2020 by Ronald L. Havner, Jr.

proved to me on the basis of satisfactory evidence to be the person(s) who appeared before me.

Ann Dickerson
Signature (Seal)



OPTIONAL INFORMATION

INSTRUCTIONS

DESCRIPTION OF THE ATTACHED DOCUMENT

(Title or description of attached document)

(Title or description of attached document continued)

Number of Pages _____ Document Date _____

Additional information _____

The wording of all Jurats completed in California after January 1, 2015 must be in the form as set forth within this Jurat. There are no exceptions. If a Jurat to be completed does not follow this form, the notary must correct the verbiage by using a jurat stamp containing the correct wording or attaching a separate jurat form such as this one with does contain the proper wording. In addition, the notary must require an oath or affirmation from the document signer regarding the truthfulness of the contents of the document. The document must be signed AFTER the oath or affirmation. If the document was previously signed, it must be re-signed in front of the notary public during the jurat process.

- State and county information must be the state and county where the document signer(s) personally appeared before the notary public.
- Date of notarization must be the date the signer(s) personally appeared which must also be the same date the jurat process is completed.
- Print the name(s) of the document signer(s) who personally appear at the time of notarization.
- Signature of the notary public must match the signature on file with the office of the county clerk.
- The notary seal impression must be clear and photographically reproducible. Impression must not cover text or lines. If seal impression smudges, re-seal if a sufficient area permits, otherwise complete a different jurat form.
 - ❖ Additional information is not required but could help to ensure this jurat is not misused or attached to a different document.
 - ❖ Indicate title or type of attached document, number of pages and date.
- Securely attach this document to the signed document with a staple.